



SHAPED METAL FRAMES

PRODUCT DESCRIPTION

Our custom-shaped aluminum L-Angle frames are precision-engineered for non-rectangular mirrors, bringing a refined, modern aesthetic to both lighted and non-lighted designs. Each frame provides exceptional durability and superior protection for the mirror's glass edge, preventing chips and breaks over time. The visible frame profile is 3/4" deep with a 1/2" wide face reveal, featuring precision-welded, seamlessly finished joints—an ideal complement to contemporary interiors.

SPECIFICATION STATEMENT

Solution shall consist of a powder coated metal frame of corrosion-resistant aluminum L-Angle extrusion to protect the mirror glass. All joints shall be welded and seamlessly finished. Product will be made in America with U.S. and global components.

THE ELECTRIC MIRROR ADVANTAGE

- ✓ Global mirror technology leader for over 25 years
- ✓ More installations than all competitors combined
- ✓ Realistic warranty you can believe in and trust
- ✓ Lowest total cost of ownership
- ✓ U.S.-based customer service support
- ✓ 125,000-square-foot American manufacturing facility

FEATURES AND BENEFITS

- Provides an attractive edge finish to a lighted mirror
- Thin and modern profile
- Anti-corrosion material and finishes ideal for humid environments
- Seamless profile for shaped mirrors
- Multiple powder coated finish options

FINISHES ¹

- Matte Black (BK-05)
- Sandblasted Chrome (CH-06)
- Sandblasted Nickel (NK-06)
- Sandblasted Brass (BR-06)
- Sandblasted Sunset Bronze (BZ-16)
- Oil Rubbed Bronze (BZ-47)



FRAME DIMENSIONS

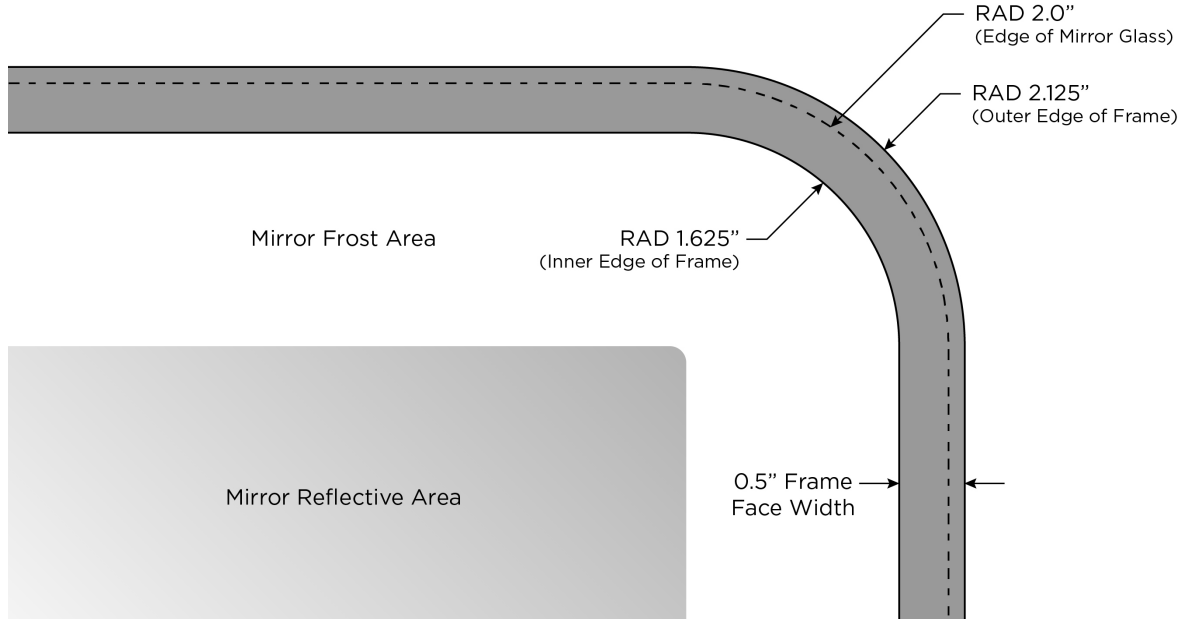
- 1/2" W x 3/4" D (13mm x 19mm)

SAFETY SPECIFICATIONS







- Protects mirror edges from chips and breaks

¹ Simulated finishes shown are approximate. Actual finishes may vary and are not guaranteed to be an exact match.

DIMENSIONAL DRAWING (Not to scale.)



OPTIONS

Part Number	Dimensions	Finish ¹
LP1BK05	1/2" W x 3/4" D (13mm x 19mm)	 Matte Black (BK-05)
LP1CH06	1/2" W x 3/4" D (13mm x 19mm)	 Sandblasted Chrome (CH-06)
LP1NK06	1/2" W x 3/4" D (13mm x 19mm)	 Sandblasted Nickel (NK-06)
LP1BR06	1/2" W x 3/4" D (13mm x 19mm)	 Sandblasted Brass (BR-06)
LP1BZ16	1/2" W x 3/4" D (13mm x 19mm)	 Sandblasted Sunset Bronze (BZ-16)
LP1BZ47	1/2" W x 3/4" D (13mm x 19mm)	 Oil Rubbed Bronze (BZ-47)

¹ Simulated finishes shown are approximate. Actual finishes may vary and are not guaranteed to be an exact match.